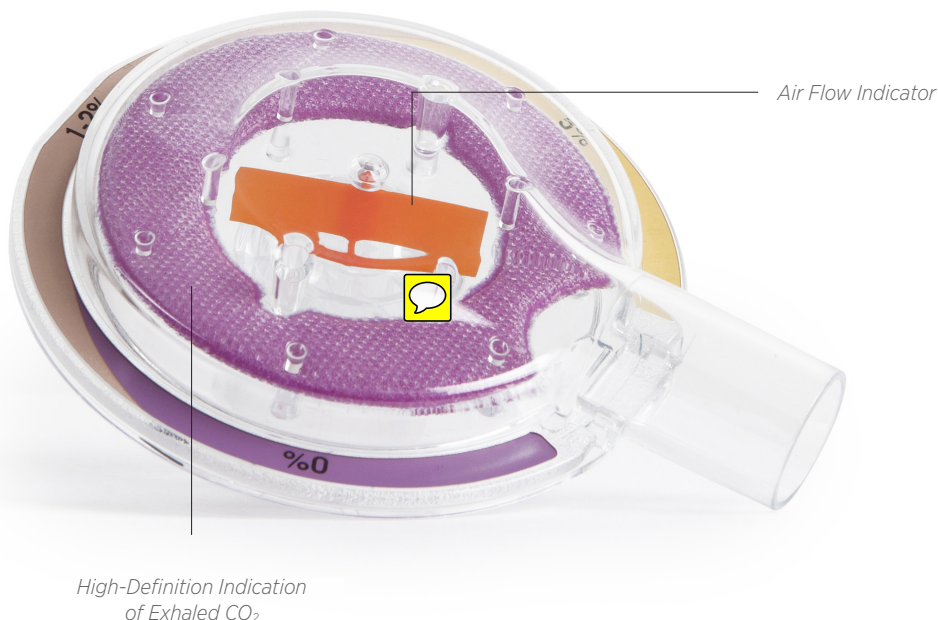


# FLOCAP® Flow Indicator & EtCO<sub>2</sub> Detector



# FLOCAP®



## “ WORDS FROM AN EXPERT!

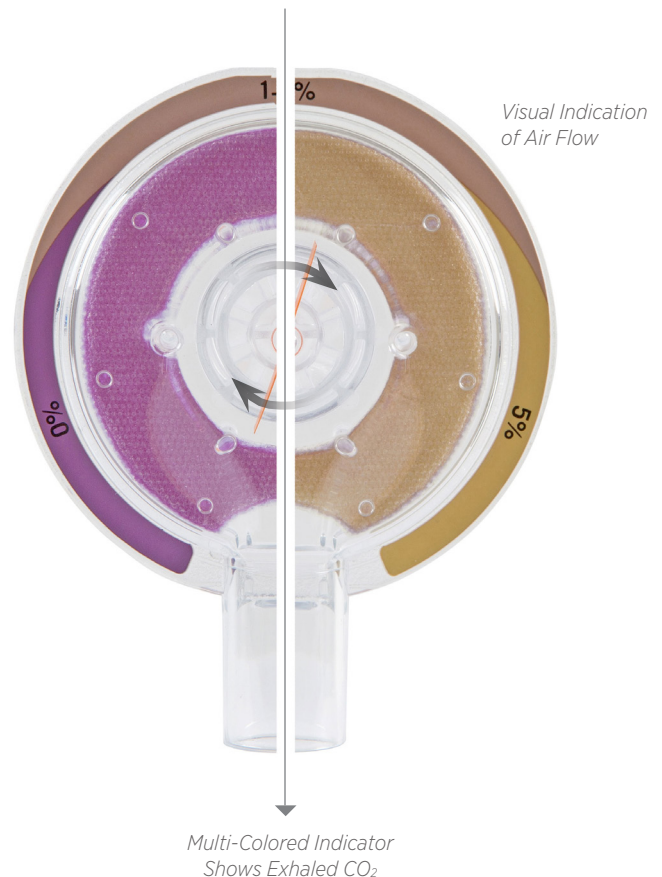
*“The new CPR guidelines recommend a slower ventilation rate and one of the reasons for this change is to assure that a more complete exhalation takes place during CPR thus reducing the risk of overdistention of the lungs.”*

## ► FLOCAP Flow Indicator

The **FLOCAP®** is a single-use EtCO<sub>2</sub> & flow indication device designed for visualization of a patient's exhaled CO<sub>2</sub> and expiratory flow. The EtCO<sub>2</sub> indication will assist the user in verifying proper ET tube placement. The flow indicator helps the caregiver identify end of exhalation which may help prevent breath stacking or overdistention and its associated health issues during resuscitation.

### Part Numbers

FLOCAP 24/pk .....R500P21



*The ventilatory effects of auto-positive end-expiratory pressure development during cardiopulmonary resuscitation.*

*Woda RP, Dzwonczyk R, Bernacki BL, Cannon M, Lynn L.  
Crit Care Med. 1999 Oct;27(10):2212-7.*

# WHAT IS THE SIGNIFICANCE OF A FLOW INDICATOR?

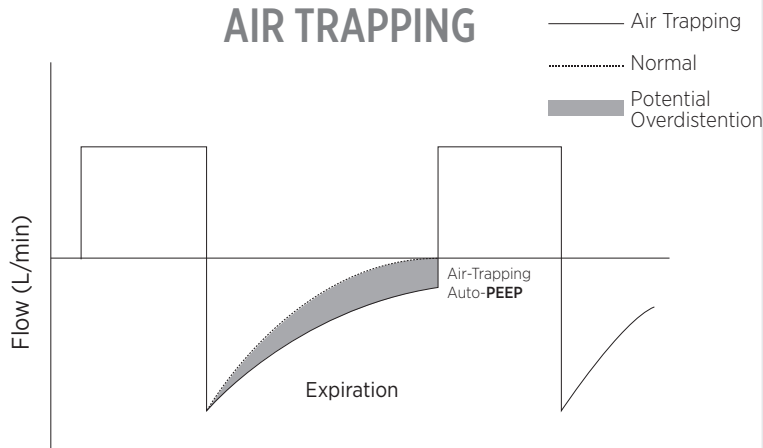
*“16% of patients at a large university hospital were found to be at a potential risk for bagging induced autopeep”*

– Board Certified Pulmonologist

“The FLOCAP was designed to help reduce air trapping and overdistention during resuscitation, which is very common and potentially dangerous. Air trapping can raise the mean intrathoracic pressure which may reduce venous return. Cardiac output is dependent on the amount of venous return so if venous return is compromised so is cardiac output. (Blood returns to the heart by passive flow based on the venous pressure and intrathoracic pressure). If the thoracic pressure is elevated, cardiac output drops, blood pressure drops, and the effectiveness of CPR drops.”

\*Lazarus Syndrome is the most dramatic expression of the danger of autopeep / air trapping during CPR

## AIR TRAPPING



### “ WORDS FROM AN EXPERT!

*“That is why modern day ventilators give you exhalation feedback and adjustments to alter exhalation time”*

# TOP 10

## REASONS TO BUY FLOCAP®

### “ WORDS FROM AN EXPERT!

*“It’s one thing to place a mask over a person’s face, and another to objectively know you are actually ventilating them; Thus the FloCap”*

-Anesthesiologist

1. The florescent orange spinner is easy to see in low light and works indefinitely. A great training tool and verification that gas exchange is happening.
2. The flow indicator adds value when using a mask as well as on a patient that has been intubated.
3. Made in the USA.
4. A low cost important back-up in every bag.
5. Helps reduce air stacking by knowing the end of exhalation.
6. Has value even when CO<sub>2</sub> and waveform monitoring is present because the flow indicator shows end of exhalation.
7. High Definition color changing material displays CO<sub>2</sub> %.
8. Extremely long life; The product can stay with the patient after having been opened to go from OR or ED to PACU or ICU and still be used if an event or transport is needed.
9. Incredibly long shelf life, currently tested at 36 months.
10. A strong way to discern end expiratory breath in addition to wave form CO<sub>2</sub> monitors.

► **REMEMBER – FLOCAP can be used on patients down to a 33 LB body weight.**



6526 South Cottonwood Street | Salt Lake City, Utah | 84107  
800.748.5355 (toll free) | 801.266.5300 (international) | 801.270.5590 (fax)  
[www.maxtec.com](http://www.maxtec.com)